



One Piece Septal Button – Circa 1970s

Magnetically Coupled Septal Prosthesis – 2016

OPTIONS IN FIT

Available in multiple round and oval shapes, sizes and thicknesses. The Blom-Singer® Nasal Septal Perforation Prosthesis offers multiple sizes and shapes to close nasal septal perforations. A better fit means less pistoning, less side to side movement and a reduction in bleeding and crusting.

MAGNETIC COUPLING

Precisely moulded medical grade silicone covers neodymium magnets that couple to fit with a strong, reliable attachment force.

EASE OF INSERTION

Studies have documented that patients using a two piece magnetically coupled nasal septal button experienced no particular discomfort on insertion, removal or replacement while all cases reported a precise, tight fit. A magnetic-based technique ensures a more practical debris removal procedure for the attending ENT specialist.¹



Severn Healthcare Technologies Limited

42 Kingfisher Court, Hambridge Road
Newbury, Berkshire RG14 5SJ

Telephone: 01635 887640 **Fax:** 01635 552684

Email: service@severnhealthcare.com

¹ Teschner M, et al. Eur Arch Otorhinolaryngol. 2012 Mar;269(3):861-5



Blom-Singer®

NASAL SEPTAL PERFORATION PROSTHESIS

For the non-surgical closure of nasal septal perforations



Round
Six sizes available

Oval
Six sizes available

One Piece Septal Button – Circa 1970s

Magnetically Coupled Septal Prosthesis – 2016

Designed by Eric D. Blom, Ph.D.



Blom-Singer®

NASAL SEPTAL PERFORATION PROSTHESIS

For the non-surgical closure of nasal septal perforations

A nasal septal perforation can vary in size and location, and it may be asymptomatic or cause a variety of symptoms.

For those with a nasal septal perforation, and those who live with people with a nasal septal perforation, the impact can be aggravating and uncomfortable.

COMMON CAUSES OF NASAL SEPTAL PERFORATIONS:


- Complications from nasal surgery
- Chronic epistaxis
- Aggressive digital nasal cleaning (nose picking)
- Nasal piercings
- Chemical inhalants
- Cocaine use



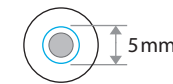
POSSIBLE SYMPTOMS:

- Small anterior lesions may cause a whistling sound
- Larger perforations may cause crusting, bloody discharge, difficulty breathing, nasal pressure and discomfort
- Rhinorrhea Epistaxis Infection.

ROUND



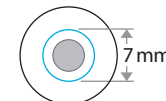
5mm



SP1052

SP1053

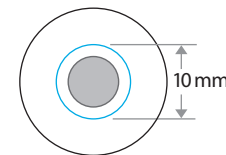
7mm



SP1072

SP1073


10mm



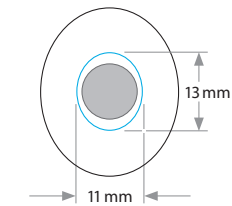
SP1102

SP1103

OVAL



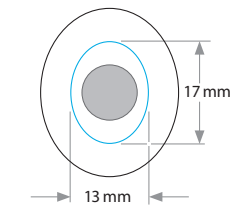
11 x 13mm



SP2112

SP2113

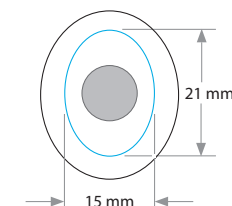
13 x 17mm



SP2132

SP2133

15 x 21mm



SP2152

SP2153